

Hwaseong City Volume-Based Waste Bags

Disposal Time: From 8:00 AM the day before collection
until 5:00 AM on the day of collection

Disposal Location: In front of your home (or store) or
at a designated location

General Waste



**Incineration Bag
(White)**



**Reusable Bag
(Light Green)**

Use once as a shopping bag,
then reuse as a volume-based
waste bag



**Business Use Bag
(Yellow)**


For general waste
generated from
businesses

Food Waste



Remove any foreign
substances and
dispose of it in a
dedicated bag without
any moisture

Non-combustible Waste



**What is
Non-combustible
Waste?**

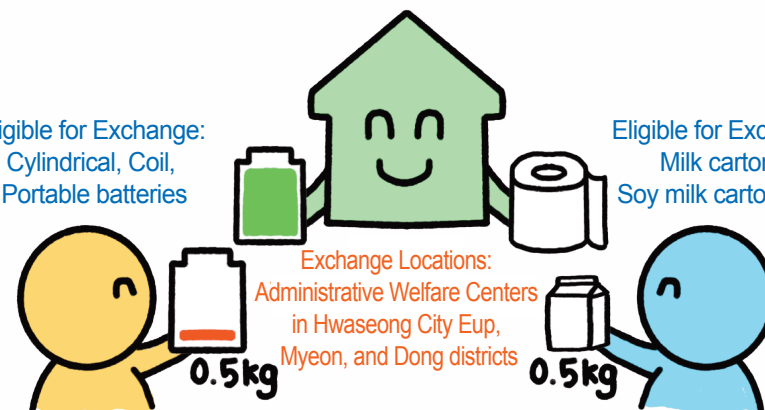
Waste that does not burn,
disposed of by landfilling.

Hwaseong City's Waste Collection Services

1. a recycling business

Inquiries: Resource Recycling Division (031-5189-6814)

Eligible for Exchange:
Cylindrical, Coil,
Portable batteries



Eligible for Exchange:
Milk cartons,
Soy milk cartons, etc.

2. Small Household Appliances-

Disposal bin for small appliances located inside the
Administrative Welfare Center

3. Large Appliances

Call ☎1599-0903 disposal

4. Bulky Waste



Hwaseong City Recycling Center

Bongdam-eup Administrative Welfare Center, 1st Floor

Operating Hours: 09:30 – 17:30

Inquiries: 031-298-9036



Submit at the recycling center or
arrange collection for five or
more items.



Local currency provided
based on item type and
condition.

At Hwaseong City Recycling Center



Used goods
sales area



Recycling
education
for residents




Bicycle repair
workshop



Used goods
sharing market

Waste Separation and Disposal in Collaboration

with the Hwaseong City
Environmental Foundation



화성특례시
HWASEONG SPECIAL CITY

화성시환경재단
Hwaseong Eco Foundation

Food Waste

Difference Between General Waste and Food Waste:
Whether It Can Be Consumed by Animals

The following are not considered food waste.



Vegetable
peels, roots



Hard seeds



Bones,
fish bones



Eggshells



Items like Gochujang,
Ssamjang, and Doenjang

RFID Processor
in Apartments



1. Dispose of used cooking oil in designated containers.
2. Wipe residual oil with tissue before disposing.

* Do not pour directly into drains. *

Recyclables

(Transparent Bag)

Sort by type, place in transparent bags,
and tie up for disposal.



Paper:

Flatten, remove plastic,
coating, and springs
before disposal.



Glass:

Completely remove bottle
caps and foreign substances
before disposal.



Scrap Metal:

Remove foreign
substances
before disposal.



Cans:

Empty contents,
puncture gas canisters
before disposal.



PET Bottles:

Empty contents,
remove other
materials, and
compress before
disposal.



Other Plastics:

Empty contents,
remove other materials,
and compress
before disposal.

Non-combustible Waste

Landfill Bag (Pink)

What is non-combustible waste?
It is waste that does not burn and is disposed of
by burying it in the ground.



Bones of cattle,
pigs, chickens, fish



Cat litter



Shells of shellfish
and crustaceans



Ceramics, flowerpots,
porcelain

General Waste

Incineration, Reusable,
and Business Use Bags


Containers with substances
that cannot be removed even
after washing



Example - Greasy paper inside fried
chicken boxes
- Unwashed instant noodle
containers

Items Not Considered Food Waste

- Expired mayonnaise, ketchup
- Soak up with newspaper or thick paper and dispose of as general waste



Pineapple
cores and
skins

Corn husks
and silk

Non-recyclable Items



Fruit
packaging

Coffee
capsules

Stationery,
toothbrushes



Diapers

Gel-type
ice packs

Rubber
gloves

Waste Plastic Bags



Plastic bags
with food
residue

Plastic bags
with stickers

Foil-lined
plastic bags